

# Who should do what?

The role of Government and non-Government actors in improving social mobility in the UK

David Johnston, CEO of Social Mobility Foundation and Member of Social Mobility & Child Poverty Commission

# Introduction

The Social Mobility Foundation

The Social Mobility (and Child Poverty) Commission

Who should fix the problem?

Government

Parents

Schools

Universities

Employers

Etc

# Prime Minister David Cameron, 7 October 2015

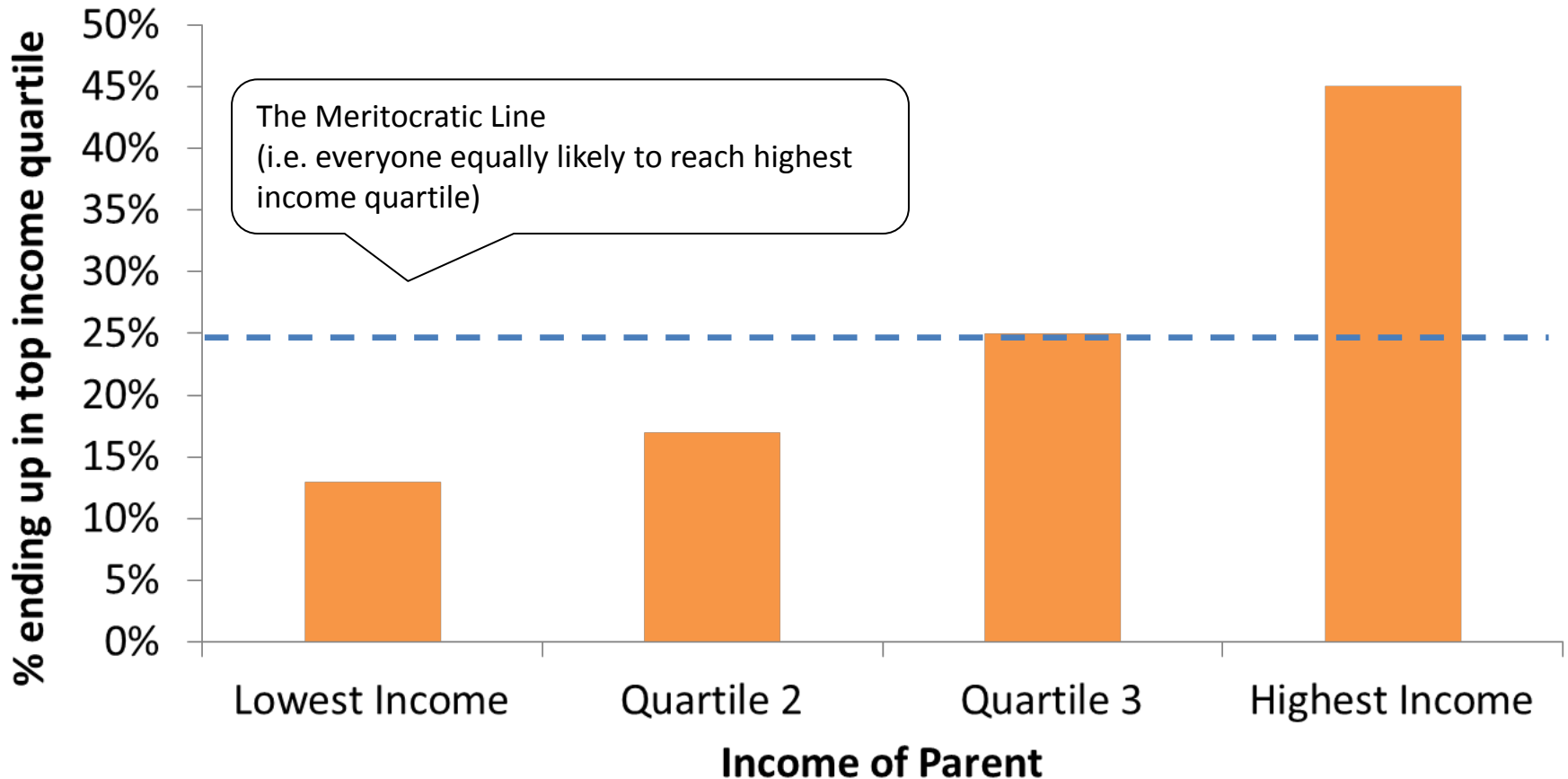
‘*The brick wall of blocked opportunity.....*

*In politicians’ speak: a “lack of social mobility”.*

*In normal language: people unable to rise from the bottom to the top, or even from the middle to the top, because of their background.*

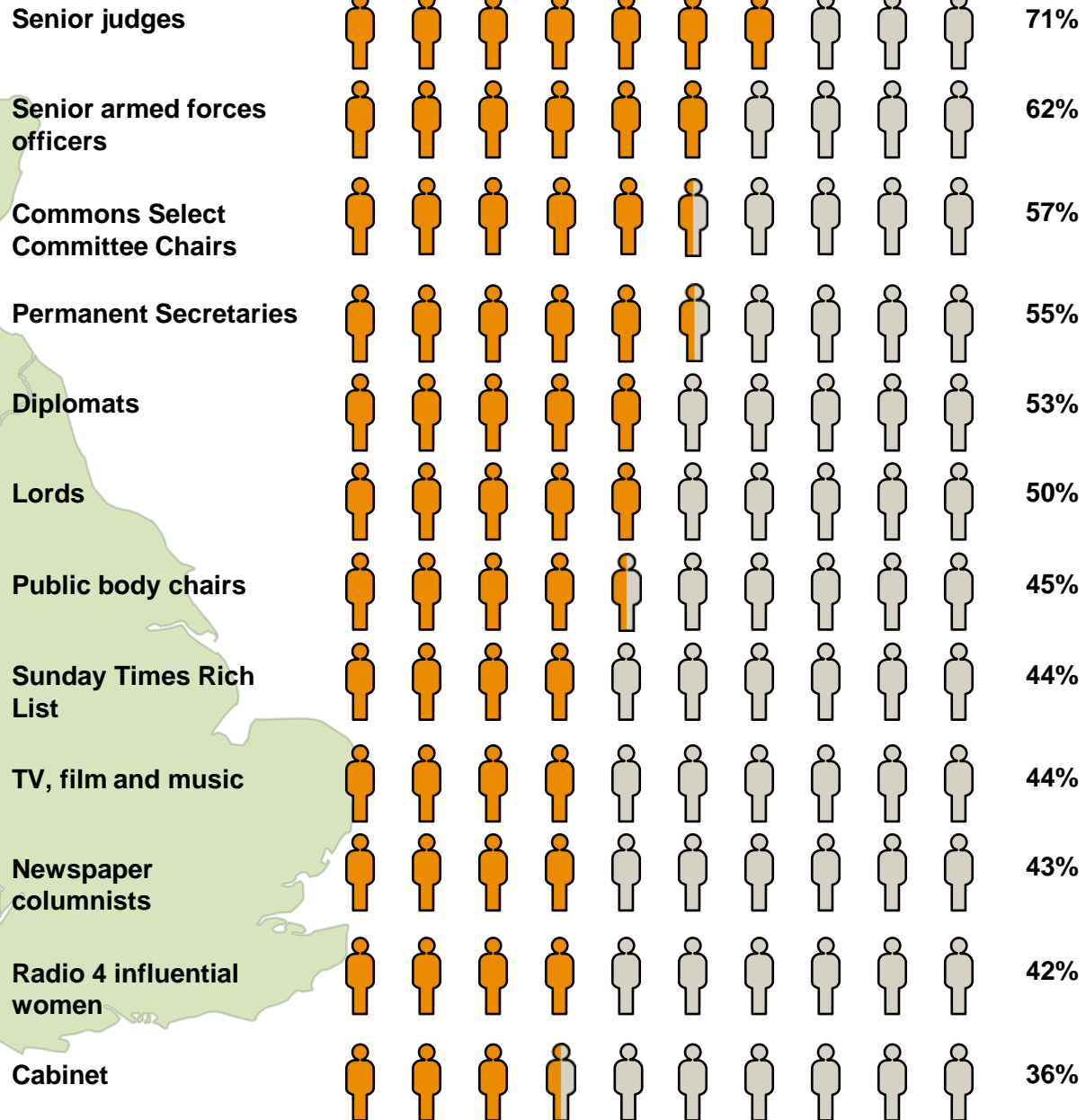
*Listen to this: Britain has the lowest social mobility in the developed world. Here, the salary you earn is more linked to what your father got paid than in any other major country.....we cannot accept that.’*

**In a mobile society, people get on in life because of their own efforts, not the family they are born into...**

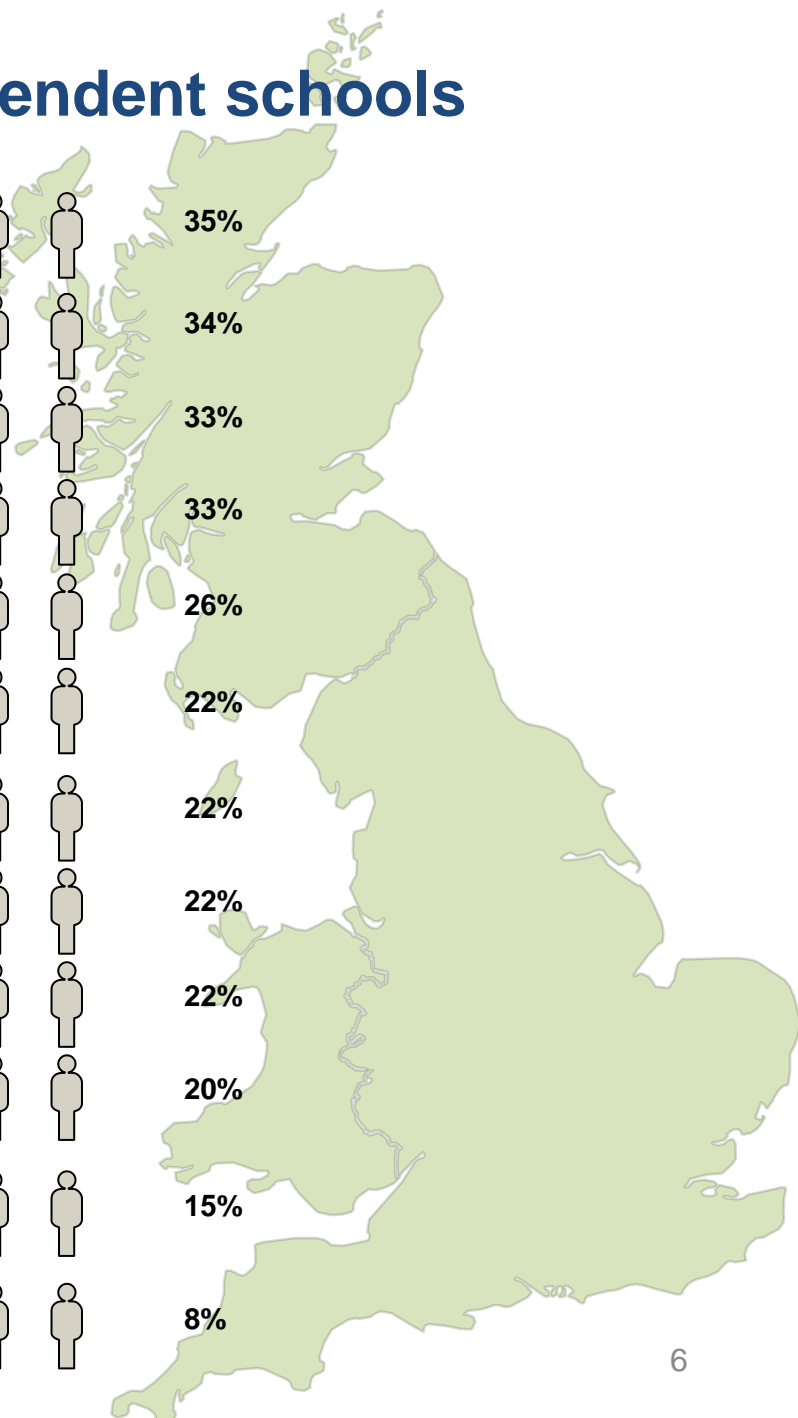
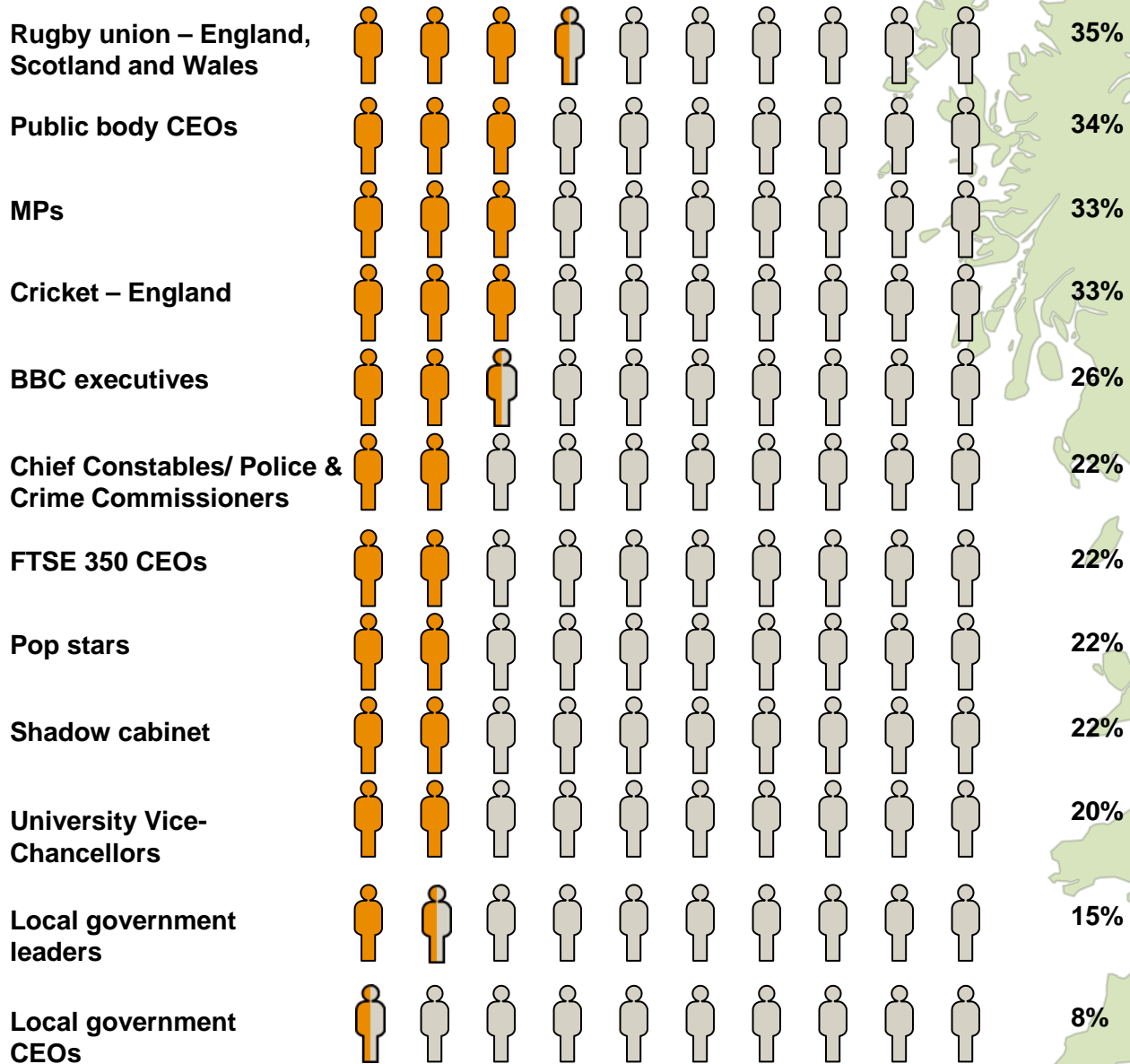


**...but in the UK, those from high income backgrounds are far more likely to have high income as adults**

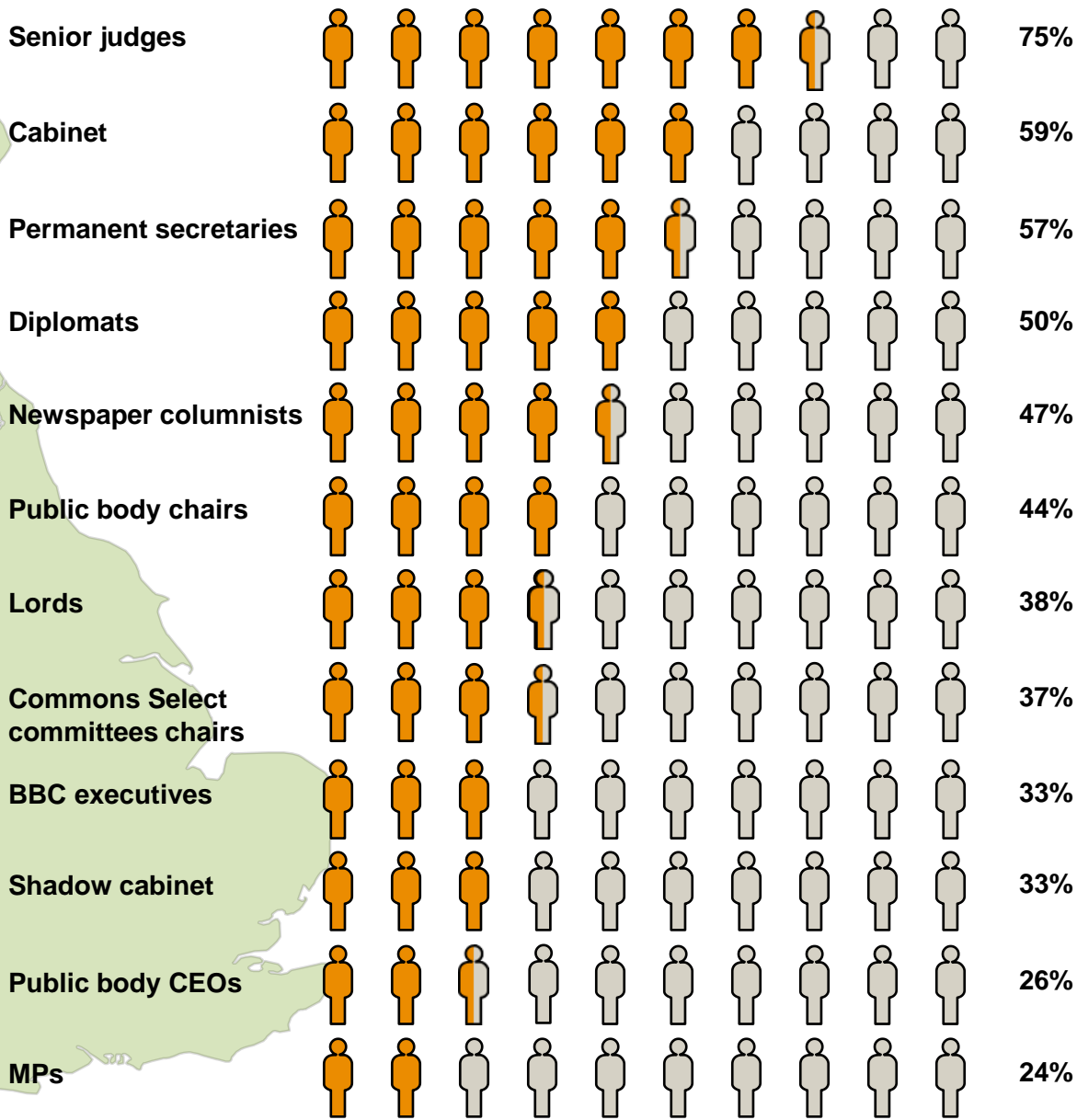
# Britain's elite attendance at independent schools



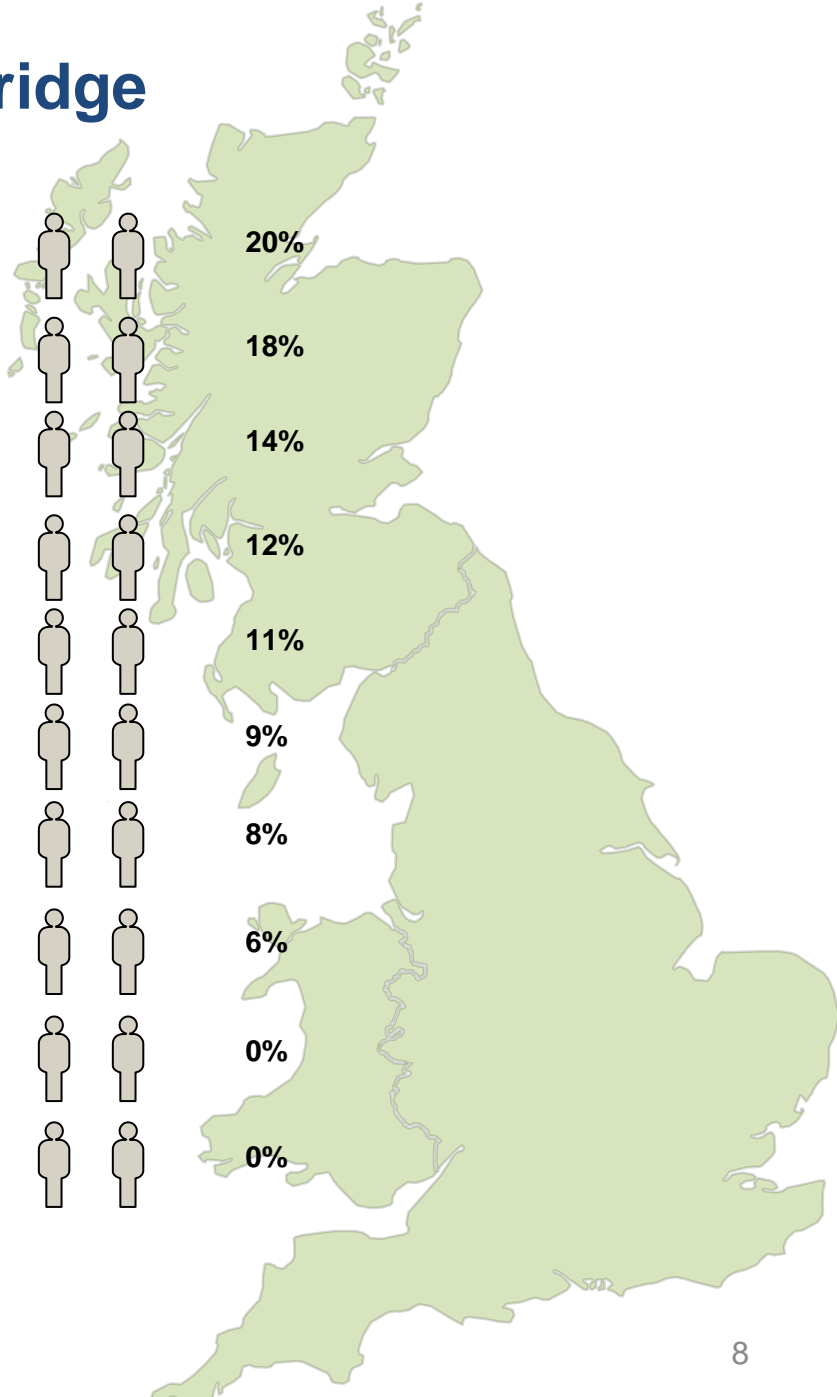
# Britain's elite attendance at independent schools



# Britain's elite attendance at Oxbridge



# Britain's elite attendance at Oxbridge





# Parents

## The problem:

55% of disadvantaged children aged 5 are not 'school ready'

Sharp-elbowed parents and the 'Glass Floor'

**Government** has invested in Early Years Pupil Premium, Tax free childcare, etc

**Commission** wants gap in school readiness closed and national parenting campaign

# Schools

## The problem:

Huge variations in school quality and outcomes by region

|  | London (Best performing borough)     | London (Worst performing borough) | Bradford |
|--|--------------------------------------|-----------------------------------|----------|
| Primary School Outcomes (% achieving level 4 or above- All pupils) | Sutton and Richmond Upon Thames, 87% | Croydon, 75%                      | 73%      |
| Secondary School Outcomes (% achieving 5 A* - C)                   | Sutton, 80.2%                        | Waltham Forest, 66%               | 54.8%    |
| Progression to Higher Education                                    | Newham, 75%                          | Lewisham, 52%                     | 60%      |
| Progression to Russell Group                                       | Kensington and Chelsea, 37%          | Greenwich, 5%                     | 9%       |
| Professional Jobs (SOC 1-2)  | Richmond Upon Thames, 48.3%          | Newham, 20.4%                     | 22.3%    |

# Schools continued...

Children in most deprived areas are around half as likely to attend a school with 'outstanding teachers'

Best performing schools help 3x the number of children get 5 good GCSEs as others with similar disadvantage

**Government** has taken many actions: to create academies and free schools, diversify teacher training, change curriculum and produce destination data. Standards have improved

**Commission** wants incentive scheme for good teachers to teach where most needed, closing of gaps, and greater focus by teachers on poorest pupils and destinations

# Universities

## The problem:

The most advantaged students are c.6x more likely to attend elite university than the most disadvantaged (despite access overall)

**Government** has until recently had a student finance regime that has not discouraged applications generally but elite universities reward past performance over future potential and waste access money

**Commission** wants contextualised achievement and funds spent by universities on well-evaluated programmes not bursaries

# Professions/businesses

## The problem:

Many elite professions have a significant overrepresentation of people from 7% of schools and 2-10% universities

**Professions** are risk-averse and reward past academic performance; their practices often mean who you know is more important than what you know

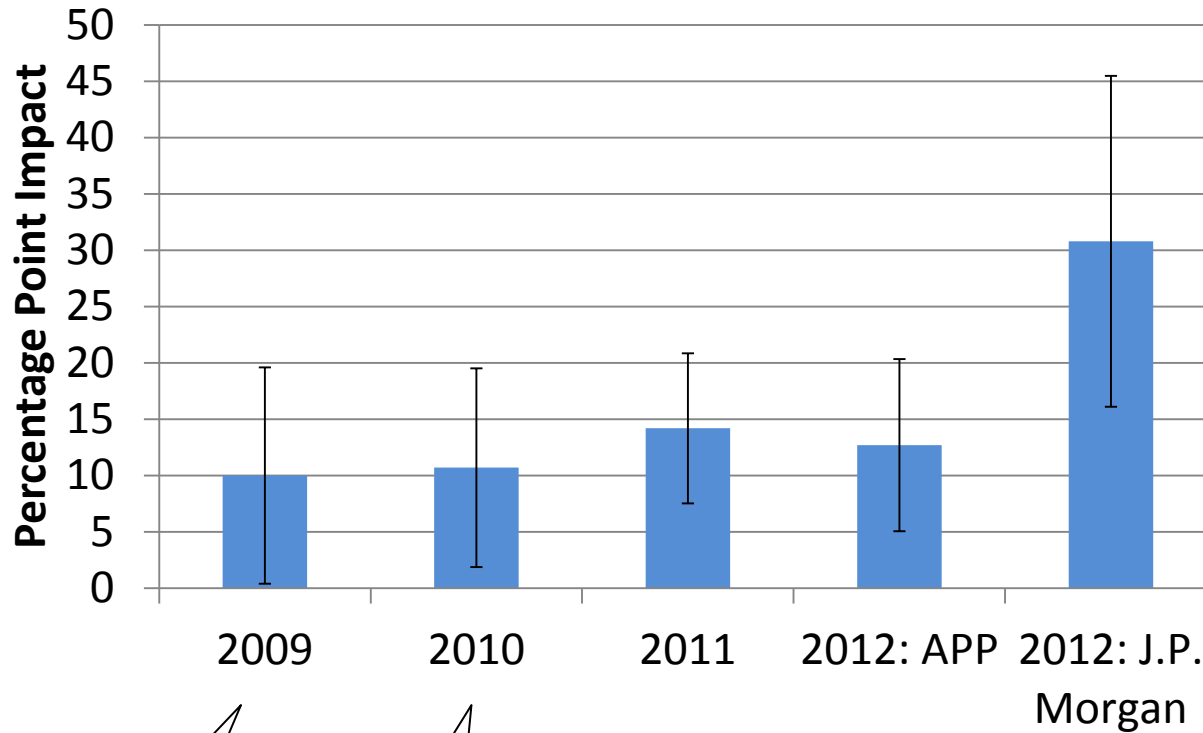
**Commission** wants action in 5 main areas: school outreach, work experience/internship, non-graduate entry, data monitoring and selection processes

# The SMF's programmes

Young people from disadvantaged backgrounds with high grades given the network of support they might have in a middle class professional home

- Mentoring
- Internships
- University application support
- Skills development

# Impact: Russell Group participation (amongst those going to university)



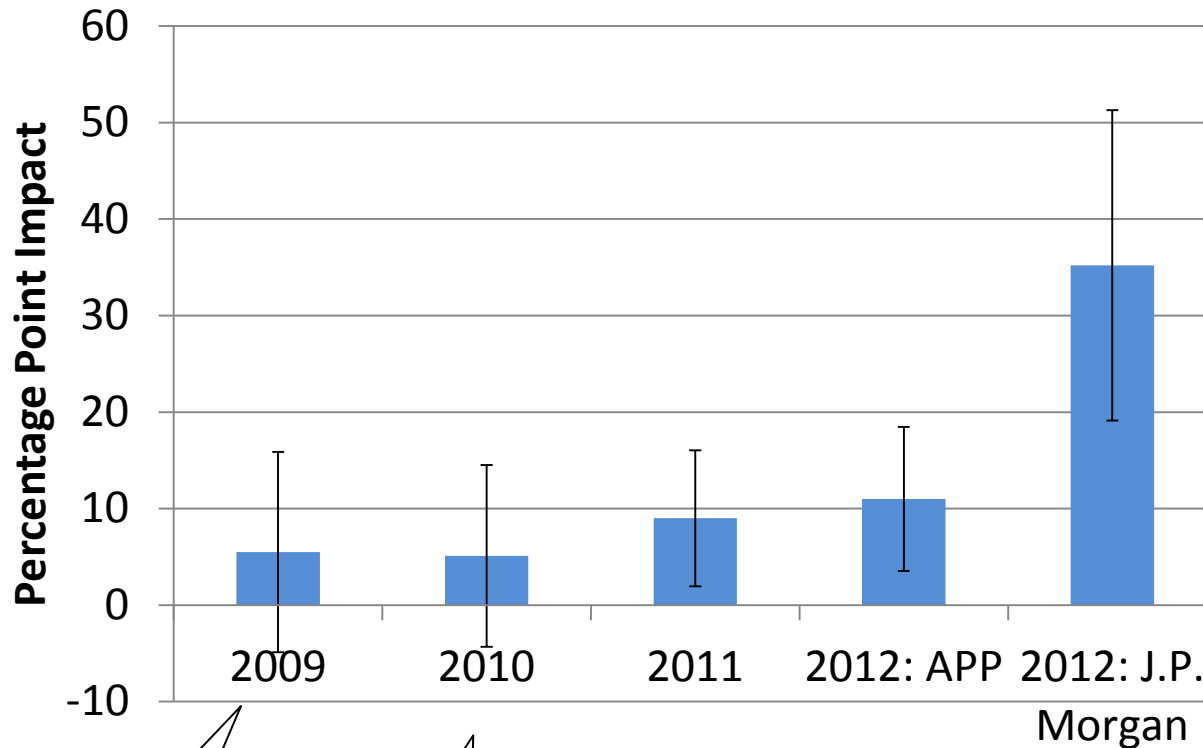
**SMF Cohort**

Equivalent to a  
17% increase

Equivalent to an  
18% increase

Equivalent to a  
72% increase

# Impact: “Top 10” participation (amongst those going to university)



**SMF Cohort**

Equivalent to a  
16% increase

Equivalent to a  
13% increase

Equivalent to a  
130% increase



# Contact details

[david.johnston@socialmobility.org.uk](mailto:david.johnston@socialmobility.org.uk)

[www.socialmobility.org.uk](http://www.socialmobility.org.uk)

<https://twitter.com/socialmobilityf>

<https://www.gov.uk/government/organisations/social-mobility-and-child-poverty-commission>

<https://twitter.com/smcpcommission>

# Reports from which research quoted

Downward mobility, opportunity hoarding and the Glass Floor (2015)

Bridging the social divide (2015)

State of the Nation 2014 report (2014)

Elitist Britain? (2014)

An Evaluation of the Impact of Social Mobility Foundation Programmes on education outcomes (2015)